



EDUCATIONAL MATERIALS

AVAILABLE DIRECTLY FROM THE ICOCI

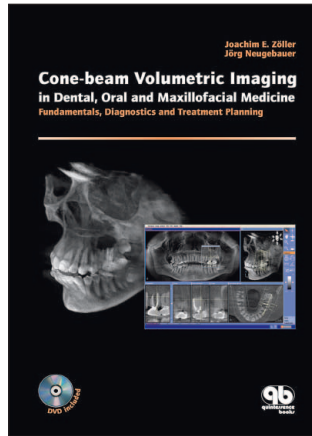
CONE-BEAM VOLUMETRIC IMAGING IN DENTAL, ORAL AND MAXILLOFACIAL MEDICINE: Fundamentals, Diagnostics, and Treatment Planning (Book/DVD set)

Joachim E. Zöllner and Jörg Neugebauer

The demands of minimally invasive surgical procedures have led to the widespread use of cone beam volumetric imaging (CBVI) in dental medicine. The book presents indications for this high-resolution diagnostic technique in all areas of dental medicine and provides case examples to illustrate the use of CBVI and its benefits to the patient and care provider. The DVD features on-screen videos demonstrating the possibilities for dynamic assessment of the case types presented in the text. This book/DVD set can be used routinely in the assessment of CBVI and is intended as a reference for professionals preparing to obtain certification to use the technology. 228 pp; 383 color illus

ICOI Member: \$196.00

Non-member: \$218.00



GLOSSARY OF IMPLANT DENTISTRY II

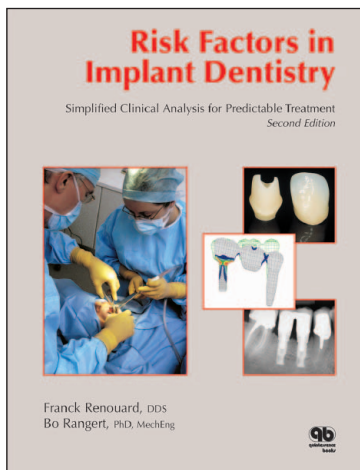
Drs. Ziad Jalbout and Gerard Tabourian

ICOI's expanded second edition encompasses over 198 pages including numerous appendices, classifications, literature references and over 1400 terms defined. It is a practical aid and a learning guide for **all team professionals** including practitioners, auxiliaries, laboratory personnel, researchers, and educators who wish to remain current in the field of implant dentistry. The glossary's accompanying searchable CD-ROM provides an easy and instant look-up feature. ICOI members receive one copy but you may order copies for referring doctors, lab technicians, office team members, etc. at a discounted price.

The glossary's accompanying searchable CD-ROM serves everyone—students and practitioners alike—by providing an easy to use look-up feature and portability.

ICOI Member: \$85.00

Non-member: \$105.00



RISK FACTORS IN IMPLANT DENTISTRY: Simplified Clinical Analysis for Predictable Treatment, 2nd Edition

Drs. Franck Renouard and Bo Rangert

Treatment planning for implant therapy has changed dramatically in recent years as new protocols for techniques such as immediate loading and the use of short implants

have evolved. This new edition has been updated to reflect the most important advances in implant dentistry, while still focusing on the patient risk assessment that is essential to successful long-term implant treatment. It offers a clear, practical methodology for defining and evaluating the impact of various risk factors on individual patients considering therapy. In addition, specific guidelines and checklists are included to give specialists and general practitioners alike increased confidence in discussing implant therapy with their patients. 216 pp; 487 illus (352 color)

ICOI Member: \$142.00

Non-member: \$158.00


DENTAL IMPLANT PROSTHETICS


Dr. Carl E. Misch

Filled with over 1000 illustrations (850 in full color), this practice-building reference focuses on dental implants used in conjunction with other prosthetic devices in the dentist's office, expanding the treatment options you can offer your patients. It covers a wide variety of prosthetic devices: complete dentures, overdentures, single tooth and fixed partial dentures, and various dental implant systems. It covers single tooth edentulism that occurs in 70% of patients, and it includes a comprehensive chapter on immediate load implants. The book discusses in detail the preimplant prosthodontic considerations that facilitate accurate treatment planning.

ICOI Member: \$143.00

Non-member: \$179.00





THE SINUS BONE GRAFT, Second Edition

Dr. Ole T. Jensen

This completely revised and greatly expanded edition offers authoritative recommendations concerning all aspects of sinus bone grafting procedures for rehabilitation of the atrophic maxilla. Written for the uninitiated as well as the experienced clinician, this comprehensive clinical monograph also guides readers through the maze of new materials and techniques that have been introduced to improve upon or even supplant this procedure. It answers questions such as whether autogenous bone is necessary and where best to harvest it; which bone substitutes are most effective in regenerating bone and how safe they are to use; what contraindications exist, and what complications might be expected; what characteristics of size/shape/surface morphology are most important in choosing an implant; and many others. The last section of the book explores the future prospects for genetic engineering and other gene-based therapies that may one day eliminate the need for bone grafting. 384 pp; 735 illus (522 color)


ICOI Member: \$162.00 Non-member: \$180.00

TISSUE ENGINEERING: Applications in Oral and Maxillofacial Surgery and Periodontics, 2nd Edition

Edited by Drs. Samuel E. Lynch, Robert E. Marx, Myron Nevins, and Leslie A. Wisner Lynch

This new edition reflects the remarkable clinical and scientific advances in bone and soft tissue reconstruction since publication of the first edition. Numerous chapters describe and provide cases illustrating how to incorporate protein therapeutics into clinical practice. The reader will find information about the basic principles of tissue engineering, use of growth factors in orthopedics, and potential applications of gene therapy in dentistry, as well as chapters on periodontal regeneration, localized implant site development, and applications for craniofacial reconstruction. 312 pp; 700 illus (mostly color)

ICOI Member: \$124.00 Non-member: \$138.00

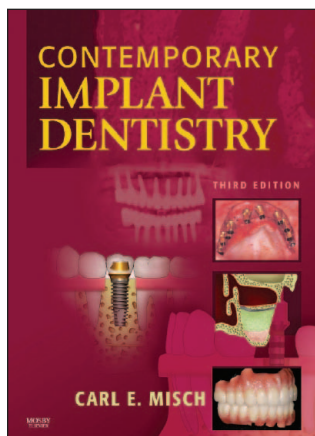
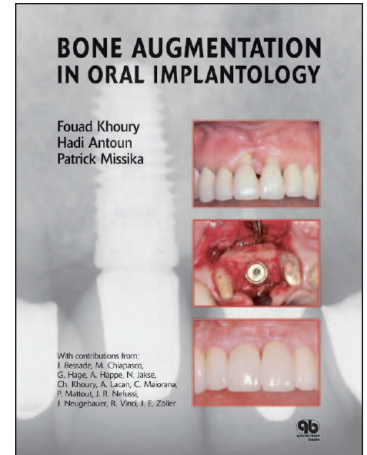


BONE AUGMENTATION IN ORAL IMPLANTOLOGY

Fouad Khoury, Hadi Antoun and Patrick Missika

This comprehensive and timely monograph covers all established methods for vertical and horizontal augmentation of the maxillary and mandibular alveoli in preparation for implant placement, including grafting with bone harvested from both intraoral and extraoral sites; guided bone regeneration techniques; use of biomaterials; and augmentation with distraction osteogenesis. Beginning with basic information about the biology of bone and bone transplantation, the authors present step-by-step documentation of each procedure, extensive case reports, underlying scientific concepts, and evidence from the scientific literature, all in exhaustive detail. Readers will gain understanding of the essential criteria for success along with potential complications and methods for remediating them. An invaluable resource for all practitioners involved in implant dentistry and oral and maxillofacial surgery. 450 pp; 1,460 illus (mostly color)

ICOI Member: \$268.00 Non-member: \$298.00



CONTEMPORARY IMPLANT DENTISTRY, 3rd Edition

Dr. Carl E. Misch

Turn to this new third edition for consistent outcomes on even your most complex implant cases! World-renowned dental implantologist Carl E. Misch gives you expert advice and guidance on the various surgical approaches to placing implants in the revision of his best-selling classic. Over 1,000 full-color illustrations depict details of implants, related materials, and surgical procedures, while well-known contributors

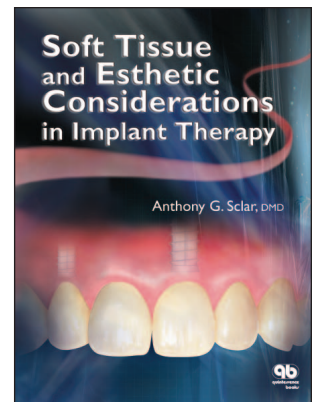
(Mohamed Sharawy, Martha Warren Bidez, Adriano Piatelli, and others) share a wealth of knowledge in their respective fields. This third edition provides an excellent opportunity for you to develop and refine your skills and experience more consistent, predictable clinical outcomes. 1,120 pp (approx); 2,150 illus (approx)

ICOI Member: \$164.00 Non-member: \$205.00

SOFT TISSUE AND ESTHETIC CONSIDERATIONS IN IMPLANT THERAPY

Dr. Anthony G. Sclar

This book presents advanced surgical techniques for preserving and restoring natural dental esthetics in implant therapy. Written for the novice and expert alike, each chapter builds on the information in the preceding chapters in a clear, well illustrated, and easy-to-follow format. For those who want to master new techniques for treating esthetic implant patients with a high level of predictability, this book is a must-have.



ICOI Member: \$223.00 Non-member: \$248.00

288 pp; 1,257 illus (mostly color)



ICOI PATIENT MOTIVATION PAMPHLET


A valuable sales tool for your practice: ICOI's newly revised patient information pamphlet. Shrink wrapped in lots of 50.

qty.	ICOI Member	Non-member
50	\$ 20.00	\$ 25.00
100	\$ 35.00	\$ 45.00

IMPLANT PATIENT INFORMATION AND CONSENT FORM

... protect your practice. 100 sheets per pad.

ICOI Member: \$20.00
Non-member: \$25.00



CONCISE VISION FOR PREMIER/ICOI

This network ready DVD application combines an interactive patient-specific case presentation system and treatment planning system in a manner that motivates your patients to pursue treatment from you. This is a fully 3D-animated system with voice. Instantaneously create custom presentations for your patients, print presentation summaries, treatment plan, and even record to a videotape or DVD from your computer.

ICOI Member: Modular Configurations start at \$2650.00

Non-member (does not include 8 Staff Training Modules): Modular Configurations start at \$2850.00

For ICOI members only, 8 Staff Training Modules are included for increasing patient treatment acceptance. ICOI members can print ICOI forms.

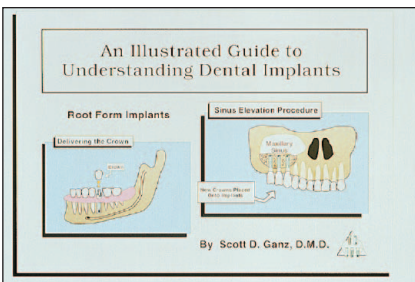
For more information call: (586) 566-8855



PATIENT DENTAL-MEDICAL IMPLANT EVALUATION FORM

A comprehensive and organized six-page individualized patient evaluation system for dental implants. Shrink wrapped in lots of 25.

qty.	ICOI Member	Non-member
25	\$35.00	\$ 40.00
50	\$60.00	\$ 75.00



AN ILLUSTRATED GUIDE TO UNDERSTANDING DENTAL IMPLANTS

Dr. Scott D. Ganz

This guide will help increase your implant practice! For use chairside, help educate patients with simple to understand graphical images and text.

ICOI Member: \$68.00 Non-member: \$85.00

EDUCATIONAL MATERIALS ORDER FORM

Ship to: NAME (please type or print) _____

ADDRESS _____ CITY _____ STATE _____ ZIP _____

COUNTRY _____ PHONE _____

<i>ICOI Member</i>	<i>Non-Member</i>	<i>Qty</i>	<i>Title and Author</i>	<i>Total</i>
\$196.00	\$218.00	_____	Cone-Beam Volumetric Imaging In Dental, Oral And Maxillofacial Medicine: Fundamentals, Diagnostics, and Treatment Planning (Book/DVD set) <i>Joachim E. Zöller and Jörg Neugebauer</i>	\$ _____
\$ 85.00	\$105.00	_____	Glossary of Implant Dentistry II, <i>Drs. Ziad Jalbout and Gerard Tabourian</i>	\$ _____
\$142.00	\$158.00	_____	Risk Factors in Implant Dentistry: Simplified Clinical Analysis for Predictable Treatment, 2nd Edition, <i>Drs. Franck Renouard and Bo Rangert</i>	\$ _____
\$143.00	\$179.00	_____	Dental Implant Prosthetics, <i>Dr. Carl E. Misch</i>	\$ _____
\$162.00	\$180.00	_____	The Sinus Bone Graft, 2nd Edition, <i>Dr. Ole T. Jensen</i>	\$ _____
\$124.00	\$138.00	_____	Tissue Engineering: Applications in Oral and Maxillofacial Surgery and Periodontics, <i>Drs. Samuel E. Lynch, Robert E. Marx, Myron Nevins, & Leslie A. Wisner Lynch</i>	\$ _____
\$268.00	\$298.00	_____	Bone Augmentation in Oral Implantology, <i>Fouad Khoury, Hadi Antoun and Patrick Missika</i>	\$ _____
\$ 164.00	\$ 205.00	_____	Contemporary Implant Dentistry, 3rd Edition, <i>Dr. Carl E. Misch</i>	\$ _____
\$223.00	\$248.00	_____	Soft Tissue and Esthetic Considerations in Implant Therapy, <i>Dr. Anthony Sclar</i>	\$ _____
<i>see quantity pricing</i>		_____	ICOI Patient Motivation Pamphlet	\$ _____
\$ 20.00	\$ 25.00	_____	Implant Patient Information and Consent Form	\$ _____
<i>see quantity pricing</i>		_____	Patient Dental-Medical Implant Evaluation Form	\$ _____
\$ 68.00	\$85.00	_____	An Illustrated Guide to Understanding Dental Implants, <i>Dr. Scott Ganz</i>	\$ _____
<i>all (800) 925-2462</i>		_____	Concise Vision for Premier/ICOI	\$ _____

For all orders outside of the United States: Air Mail charge will be added. TOTAL AMOUNT ENCLOSED (U.S.) \$ _____

Method of Payment: Please make your check payable to the ICOI in U.S. funds and send to the ICOI central office at:
248 Lorraine Avenue, Upper Montclair, NJ 07043-1454 U.S.A. • p: (973) 783-6300 • f: (973) 783-1175 • e: icoi@dentalimplants.com

For your convenience we accept MasterCard Visa American Express **Orders will be processed upon receipt of payment.**

CARD # _____ EXP. DATE _____

SIGNATURE _____ BILLING ZIP CODE _____